



The Tampa Bay Fly Fishing Club

www.tbffc.org

Next Meeting: Wednesday, April 7, 2010, 5:30 p.m.

Location: Compton Park Recreation Center, Tampa Palms (See below for Directions)

Invited Speaker

Rick Grasset

Capt. Rick Grasset, owner of Snook Fin-Addict Guide Service, Inc., is a full time fishing guide and outdoor writer based in Sarasota, FL. He has been guiding since 1990 and is an Orvis Endorsed Outfitter fly fishing guide at CB's Saltwater Outfitters in Sarasota. Specializing in fishing with flies and lures on light spinning tackle, Capt. Rick fishes the bays, back country and coastal gulf waters from Tampa Bay to Charlotte Harbor. He also leads groups of fly anglers to remote fishing locations around the world.

Rick's fishing articles appear in numerous publications, including Saltwater Angler magazine, the Tampa Tribune, Florida Sportsman, Sportfishing, The Fisherman and Fly Fishing in Saltwater magazines. Tonight he will talk about seasonal (spring) fishing in our area. Come and enjoy the presentation!

Featured Fly Tyers

--- You!

Wednesday, April 7 will be the occasion of our first "Bull Session" fly tying event. We have been given a generous grant by Lloyd Bull to get things started. The evening's work will be to get newbie fly tiers off and running with one-on-one instruction from experienced members, including Walt Durkin, Ted Hagaman, and Robert Fischer. This will be a hands-on workshop, so if you aren't going to tie, don't block the view of somebody who wants to learn by doing it. The fly that will be taught is the Clouser Minnow, probably the best all-around fly we use on the flats. Please come prepared as follows:

- Bring a tying vise and tools, including thread, if you have them. Otherwise, the club has several that you can use.
- The club will supply all materials for tying the Clouser Minnow fly.
- Come at 5:30 or as soon as you can get there, and you'll end the night with your self-tied fly, ready to catch a big snook, redfish, or seatrout.

Directions to Our Meetings: From I-75---Take Bruce B. Downs exit from I-75; go west 2 miles to traffic light, turn left onto Tampa Palms Blvd., then left on Compton Drive, and right at Compton Park. **From I-275**---Take Bearss East to Bruce. B. Downs; then Bruce B. Downs east/north to Tampa Palms Blvd. Rt. on Tampa Palms, then left on Compton Drive and right at Compton Park

APRIL 2010 PRESIDENT'S MESSAGE

Hello all TBFFC members,

April is here, with it the weather is finally getting back to normal. We are also back with daylight savings time, and that is nice.

First the Club wants to Thank **Allen Wyatt** our March speaker, and **Logan Valeri**, our Featured Fly Tier. Thanks guys for doing a great job.


I want to THANK ALL the Board Members for all their hard work putting together the Club Banquet that was held at the Columbia Restaurant in Ybor City. I heard it was fantastic!!!! I am sorry that I could not be there.


John Nelson has agreed to become the newest member of our Board of Directors. Welcome John!

The Club wants to also thank all of our members that came to the banquet. Thank you for supporting the Fly Fishing Club.

Finally, we want to thank Lloyd Bull for his guidance and financial support to begin a new series of hands-on fly tying lessons for our members, and also wish Lloyd a speedy recovery from his recent illness.


Looking forward to seeing you at our next meeting....

Tight lines, Neil 




The Fly Guy

Capt. Pat Damico
 2981 E. Vina del Mar Blvd.
 St. Pete Beach, FL 33706
 Tel: 727-360-6466
 Web: <http://captpat.com>
 Email: flyguy@captpat.com



10330 North Dale Mabry • Suite 110
 Tampa, FL 33618 • 813-961-0097
www.avantgold.com

Oyster Perpetual Cosmograph Daytona
 Rolex, Cyclops Hionorabil, Daytona and
 Cosmograph are trademarks.



Snook Fin-Addict Guide Service, Inc.
CAPTAIN RICK GRASSETT
 2447 Waneta Drive • Sarasota, Florida 34231

Lure & Fly Fishing Specialist
FFF Certified Fly Casting Instructor
Bay, Back Country & Coastal Gulf Fishing
Sarasota Bay • Charlotte Harbor • Tampa Bay

(941) 923-7799 Email snookfin@aol.com
www.snookfin-addict.com www.flyfishingflorida.net

<u>In This Issue:</u>	<u>Page</u>
Monthly Meeting	1
President's Message.....	2
TBFFC calendar of events.....	3
Tips for TBFFC, No. 22.....	4
Member Photos.....	5-6
Winter Fly Fishing.....	7
Project Healing Waters.....	7
Fly of the Month.....	8
Fishing Report and Forecast.....	8
Membership Application, Guides, Casting Coaches, etc.	9

OFFICERS AND DIRECTORS

Interim Presidents (shared) Durkin, Miekka, Sperling		
Vice President	Walt Durkin	813-476-7128
Treasurer	Rick Valeri	813-681-9143
Directors:	Nick Angelo	813-230-8473
	Denise Bruner	813-989-2909
	Bryon Chamberlin	813-361-8801
	Pat Damico	727-360-6466
	Robert Fischer	813-962-0185
	Bob Gaulin	813-782-8605
	Ted Hagaman	813-920-7863
	Jeff Janecek	352-588-3866
	Dick Miekka	727-866-8682
	John Nelson	813-805-0202
	Rick O'Hara	813-238-6763
	Neil Sperling	813-655-5627
	Alligator Bob Young	813-986-3008

The next meeting of the TBFFC Board of Directors will be at 6:00 P.M. on Wednesday, April 14, Location TBD.

NOT GETTING THE NEWSLETTER? Please call Dick Miekka, Editor, at 727-866-8682 or e-mail to dmiekka@cs.com

Barbed Steel Charters, Inc.

Specializing In Fly Fishing Along Florida's West Central Gulf Coast



Capt. Bryon Chamberlin
 (813) 361-8801
captbryon@yahoo.com
www.barbedsteel.com

USCG Licensed & Insured



LJ Cathelineau
 Personal Financial Representative
Allstate Financial Services, LLC

1003 S. Collins Street
 Plant City, FL 33563

Office 813.752.2556
 Cell 727.656.9607

Securities offered through Allstate Financial Services, LLC (USA Securities in LA and PA).
 Registered Broker-Dealer. Member NASD, SIPC.

TBFFC EVENTS

2010 TBFFC MEETING DATES

Here are the meeting dates for the rest of 2010: April 7; May 5; June 2; July 7; August 4; September 1; October 6; November 3; December 1, **Please watch this space for any changes.**

"Fly Fishing Club Challenge"

The Sarasota chapter of Coastal Conservation Association will host their 15th annual "Photo All-Release Challenge" fishing tournament on April 23rd & 24th, 2010. This year's tournament headquarters will be at the Potter Building at the Sarasota County Fairgrounds. There will be a mandatory angler meeting on Friday evening, April 23rd at the Potter Building. The tournament features a catch-photo-release format for snook, redfish and trout with anglers using identical boxes of lures or flies that are provided. Fishing begins Saturday morning and all anglers must turn in their photos at New Pass Grill & Bait Shop by 3:00 pm.

Anglers will photograph their catch with their own digital cameras, which must have a removable memory card. Divisions include Grand Slam (largest snook, redfish and trout), Angler (most inches per species), Largest Fish (each species), Lady Angler (largest fish, each species), Fly Rod and Youth. **New this year is a Fly Fishing Club competition for members of fly fishing clubs competing in the Fly Rod division.** The tournament, which raises money for CCA's conservation projects, also features an upscale raffle, a silent auction and an awards dinner on Saturday evening. Cost is \$85 per angler and \$30 for youth anglers (12 years old and younger). Anglers must register in advance. Applications will be available at fishing tackle shops, marinas and boating stores in Sarasota and Manatee counties and online at www.ccaflorida.org/chapters/sarasota.html Contact Brian Gorski at (941) 531-4019 or Capt. Bruce Burkhart at (941) 922-3675 for more information.

CLUB SHIRTS TO BE ORDERED IN MAY

FFF-SEC FLY FISHING SHOW & CONCLAVE AT UNICOI STATE PARK & RESORT JUNE 4 -5

You are cordially invited to attend the 2010 Federation of Fly Fishers Southeastern Conclave and Fly Fishing Show. It is scheduled for June 4-5, 2010. The new location is the beautiful Unicoi State Park and Resort in Helen, Georgia. Attached is the 2010 Edition of the the newsletter, **The Watermark**. A Conclave Registration Form is included in the newsletter, plus lots of detail about the conclave. Also, don't forget to visit our website at www.fffsec.org. The website's conclave information is updated on a regular basis.

The board is excited about this year's conclave and we hope to see everyone there!

The Board of Directors for the FFFSEC

6+

O'HARA EVERGLADES CABIN FOR RENT

The O'Hara Cabin is for rent in Everglades City in the heart of the Ten Thousand Islands. Fish in one of America's last true wilderness areas for snook, tarpon, redfish and a variety of other species. Cabin sleeps three in comfort with full kitchen facilities. You will have access/use of launching ramp, pool, laundry facilities, store and deli. Our fee is \$85 per night + one-time \$35 cleaning fee. Call Rick O'Hara at 727-410-0459 or e-mail flyguy47@verizon.net.

SUNCOAST FLY FISHERS

www.suncoastflyfishers.com

Regular Meetings: 6:30pm on the Third Thursday of each month, **except December**, at Walter Fuller Recreation Center, 7883 26th Ave. N., St. Pete.

MANGROVE COAST FLY FISHERS

www.mangrovecoastflyfishers.com

NOTE: Newer Location for MCFF Club meetings - **Twin Lakes Park**. The entrance to Twin Lakes Park in Sarasota is located on Clark Road, just 1/2 mile east of I-75, on the south (right) side of the road. Contact website above for details and directions.

	Wallace B. Anderson, Jr. Attorney at Law	Specializing in Estate Planning, Probate, Business Law and Tax Law
	2202 N West Shore Blvd Suite 200 Tampa FL 33607 Phone: 813.639.4255 Fax: 813.639.7501 Email: wbatlawyer@aol.com	

New Ideas &
Full Color Print Solutions.



Great People. Great Solutions.



813.319.3300 | copycontrol.com

TIPS FOR TBFFC – No. 22

Casting Tip for TBFFC: 5

The casting arc, the V-shaped angle between the rod butt in the start position and the stop position of a cast, must vary with the length of line past the rod tip. This is our next Essential. The more line you extend past the rod tip, the more weight available to bend, or load the rod. In order to maintain a Straight Line Path of the Rod Tip, a short line requires a short stroke and a long line a long stroke. It is easy to demonstrate this by starting false casting, casting without allowing the line or fly to touch the ground, with a few feet of line outside the rod tip. Pinch the line under your grip on the rod's cork. As you cast, extend a few more feet of line and maintain a straight line path with the rod tip, while you increase size of the casting arc. You should be able to maintain a nice tight loop during this exercise.
Capt. Pat Damico, MCI

Pat Damico, MCI 🦞

A Useful Chemical You Should Have


By now, you have probably received more than one E-mail describing the many uses of WD-40, Hydrogen Peroxide, and other household chemicals. Well, here is another one that may be new to you.

My magic chemical of the month is Sodium Silicate solution, most conveniently purchased as a spray bottle under the title of Bleche-Wite, sold as a tire cleaner for whitewalls and blackwalls.

The utility of this mildly caustic aqueous solution lies in its ability to clean degraded and oxidized rubber and plastic from the surfaces of many items (especially ones that are black in color) besides tires. Here are a few suggestions:

- Spray the solution onto your failing windshield wiper blade, let stand a minute or so, and then wipe it off with a clean cloth. Most blades will perform like new, but the treatment won't last as long as a new blade. Use the cloth to catch the blade runoff onto the windshield before the final wipedown.
- The rubber or plastic handles of many tools (hammers, screwdrivers, power tools) as well as the steering wheel of your boat may become tacky to the touch as it ages and oxidizes. Spray the gooey item with the silicate solution, rub with a moist cloth, then rinse and dry. The tackiness will be gone!

Dick Miekka 🦞



There's something **reelfishy** in Florida!

S&I FISHING CHARTERS, Inc.

- 55 Professional Licensed and Insured Captains on Staff.
- Corporate and Group Charters Specialist.
- Travel planning for group or corporate charters.
- Tournament packages arranged for group, corporate and fund-raising events.

1/2, 3/4 or Full Day Charters!
813-973-7132

Awesome Fishing with **Captain Keiland Smith**

Night-Time Snook

West-Coast Tarpon

East-Coast Redfish

863-944-7475
www.awesomefishing.net

MILES OF SMILES AT OUR ANNUAL BANQUET



If you were there, but don't see your picture above, you were no doubt doing some last minute shopping at our fantastic silent auction!



Member Photos, Continued

The banquet wasn't our only event.



TBFFC members were well represented at the 2010 Fly Fishing Film Tour, held at The Pitcher Show in Tampa. **Robert Fischer** won a nice piece of art as a raffle prize, while **Nanette O'Hara** (not seen because she was the photographer) won a new fly line. Everybody got their choice of a free hat or visor. And the films were a hit! The short films covered the globe and featured fly fishing for everything from rainbow trout to monster snook and tarpon. Don't miss the Tour if it comes to Tampa next year. We all left the theater revved up to go FISHING! ...Nanette



However, let's not forget about fishing altogether.

Here is **Rick O'Hara** with a bit of a rare catch on fly in Tampa Bay -- a black drum. This drum took a brown toad fly.



Winter Fly Fishing

By Pat Damico

Reprinted from Onshore-Offshore magazine

Repeated cold fronts and high wind are getting to be the norm for this time of year. Water temperature has been declining steadily. Boat traffic has slowed. Should I clean my fly lines, rods and reels and put them away for the winter, or is there hope for a few outings with the long rod before spring?

Some of my friends and I feel that the best fly fishing is just beginning. Does this really apply only to our west coast, or are there other areas of Florida that offer some respite from the winter doldrums? Why should this time of year offer good opportunities to catch fish with our feathered offerings?

Fishing recently with a friend on a day when we saw only one other boat, he said to me, "You live in a great area for winter fishing." The day was overcast and windy with thick intermittent fog. A wise decision as we headed out from the Marina was to stay close to home and concentrate on flats that were nearby. We were going to fish in the afternoon, when the water temperature is usually warmer, but the forecast was for deteriorating weather conditions later in the day. The tide was just starting to come in.

Our first stop had us catching a few trout, and sneaking up on five or six spooky tailing redfish. One red took a swipe at my friends surface offering and quickly sent the others scurrying for deeper water. As the tidal flow increased, the fishing improved. In the four hours we fished we caught and released over fifty trout, many ladyfish and a half dozen three to four pound bluefish. Several times when the fish were more concentrated, I slipped a small mushroom anchor over the side making it easier to stay where the fish were foraging on small greenbacks. Finding baitfish, usually sparse this time of the year, was the key to our best fishing. My eight weight fly rod was used to ply the productive water, resulting in numerous hookups. It was important to use flies that were the same size, color, and shape of the greenbacks at our feet.

Game fish are more concentrated in the winter because of shallower water conditions, localized warmer water, smaller bait pods, and wind. Leaving the boat is frequently necessary to improve success. A pair of wading shoes and lightweight waders are constant companions in my boat allowing a stealthier approach to keep shallow water fish from spooking. If casting in the ever present wind is a problem for you, get some help.

As long as forage fish still remain in shallow water, flies like Clouser Minnows, Deceivers, Bead Butt Baitfish and Bendbacks in baitfish colors will work. White, chartreuse/white, and tan/white are staples. Crab and shrimp colors will be more effective as water continues to cool. Earth colors are generally more productive than flies that stand out against the winter bottom background. A little orange mixed with brown is an excellent cold water color. Fish your presentation slower and deeper to increase hookups. Trout will often follow and strike as you

lift the rod to cast, thinking their easy prey is going to escape.

Sinking tip fly lines, designed for saltwater conditions, have increased my cold water hookups dramatically. Cortland, SA and Rio products, with clear tips are used almost exclusively when in water more than three feet deep. A short fluorocarbon leader five feet in length between the fly and clear sinking tip weight forward line is an asset in winter's clean water. Smaller flies can also be used.

Sand holes can hold some large fish and any grassy flat that has a marled appearance will be more productive after the sun has had a chance to increase water temperature. Cast your fly in these areas and, after sinking, slowly creep your offering along the bottom. Strikes will often occur as soon as movement is imparted. Especially with trout, you may think you are stuck on bottom. A strip strike will reward you with a thumping on the end of your line.

Shallow water fly fishing this time of year can very well turn out to be your favorite. Take your time and pay attention to your surroundings. "Hunt" for concentrations of your quarry. The lower water will give you an opportunity to observe things that are usually covered with higher tidal flows. Some of the best shallow water fly fishing is just starting, get out and have some fun!

FFF Master Certified Fly Casting Instructor, Capt. Pat Damico fishes lower Tampa Bay and can be contacted for charters or casting instruction at 727-504-8649 or through his website www.captpat.com 🌅

Project Healing Waters by Jeff Janecek

Project Healing Waters is having our first veterans casting/fishing morning at Compton Park Recreation Center (our regular meeting place) at 9 am on Saturday, April 10. Meet at the picnic tables. We need volunteers, especially casting instructors. The better casting vets will put a fly on and try their luck in the pond.

.Anyone interested in helping please call Jeff at 352-588-3866. 🌅

CAPT. JOHN HAND
U.S.C.G. LICENSED AND INSURED

FLY FISHING & LIGHT TACKLE CHARTERS
FLY CASTING INSTRUCTION
SOUTH TAMPA BAY, FLORIDA

REDFISH • SNOOK • SHARK • TARPON

239-842-7778
www.RedfishLandingGuideService.com

FLY OF THE MONTH

Dave's Hopper

As Tied by Logan Valeri



Materials:

Hook: 2X or 3X long. Tiemco 5263, Mustad 9672 or equivalent. Size 6 to 12.

Thread: Tan or yellow.

Tail: Dyed red deer hair, dyed red elk hair, or red hackle fibers.

Body: Tan or yellow polypropylene yarn, tied with a loop at the hook bend.

Hackle: Brown dry fly hackle.

Wing: Grouse feather, or mottled turkey feather, cemented liberally to make it firm

Legs: Knotted pheasant tail fibers

Head: Deer hair, spun and clipped.

Instructions:

1. Tie a short tail of red hackle fibers or dyed red hair at the hook bend. Tie in a copper ribbing wire.
2. Tie in a strand of yellow polypropylene yarn.
3. Make a small loop in the yarn at the hook bend and tie it down with a few wraps of thread.
4. Wrap the yarn forward to create a smooth body.
5. Tie the yarn off and trim. Leave plenty of room for the wing and head.
6. Palmer a hackle (dry style) over the body and secure it.
7. Select a mottled grouse feather and coat it with flexible head cement.
8. Wrap the feather over the top of the hook to form a rounded tent style wing and tie down. The wing should extend over the looped tail. Trim the feather at the tie down point and wrap the loose fibers down.
9. Tie in the knotted pheasant tail legs
10. Select a bunch of deer hair and measure for length. The hair should extend about 1/3 the length of the wing. Once you have the hair measured for length, slip it down over the front of the hook. Try to keep the amount of hair even on both sides and the top and bottom of the hook.
11. Hold the hair in place with one hand while you make two loose wraps of thread with the other hand. Flare the hair with tight wraps of thread.

12. Pull the hair back, take a few wraps of thread just behind the hook eye, and whip finish.

13. Trim the hair head with sissors and a razor blade. Trim only the butt ends of the hair, leaving the tip ends to sweep back over the wing and front part of the body.

14. Apply head cement to thread and base of hair head. 🍷

Fishing Report and Forecast

“What a great time to go fishing!”

The weather being what it has been some fly fishers have had some luck catching fish. I do have a few catches to report.

Capt Rick Grasset guided Perry Greene from Michigan to a catch of a big red fish on a Grasset's Flats Minnow fly. He also guided John Colwell from Seattle Washington that led to a catch of a big tripletail on a clouser.

Capt Pat Damico fished with Scott Evander and son Matt in Ft DeSoto and caught trout and ladyfish. A number of nice flounder were also caught with slow moving artificials on the sandy bottom

Capt Bryon Chamberlin reported while going all the way to the Keys he and **Greg Peterson** along with **Capt Dave Chouinard** had no luck at all trying their flies on permit. Water was too cold and it was windy. Better luck next time gentlemen.

Capt Frank Rhodes along with 10 other anglers went to Brazil. Frank was the only fly fisherman. While fishing the Reo Nemo river he caught the biggest of the group, a 22 lbs Peacock bass and won a \$220 dollar pot. Frank also reports that an average days catch for himself was 20 fish catch and all nice size.

While fishing the Indian river with **Jay Wright, Leigh West** had good luck catching several reds on was 30". Leigh also caught a 23" trout while dragging his fly behind him looking for reds. What about that!!

I appreciate all these reports from all of you. Keep them coming.

Tight Lines

Bob Gaulin

Rjgaulin@yahoo.com

813-782-8605 🍷

Member Benefits

TBFFC is famous for its value and focus on the sharing of information, experience, and craftsmanship with its members. As a TBFFC member you will enjoy many benefits free or at nominal cost, plus enriching experiences.

- Monthly Meetings with Famous Speakers
- Fly Fishing Outings
- Fishing Trips Sponsored by Members and the Club
- Group Clinics and Workshops
- Fly Tying Lessons
- One-On-One Fly Casting Lessons
- Shirts and Hats with club logo
- 80 Page Beginner's Basic Skills Instruction Manual
- Annual Banquet with International Speakers

These boat Captains can take you to the best fishing spots
Fly Fishing Guides

- Capt. Nick Angelo (813) 230-8473
- Capt. Sergio Antanes (813) 973-7132
- Capt. Pat Damico (727) 360-6466
- Capt. Bryon Chamberlin (813) 361-8801
- Capt. Joe Gonzales (305) 642-6727
- Capt. Rick Grasset (941) 923-7799
- Capt. Pete Greenan (941) 923-6095
- Capt. John Hand (239) 842-7778
- Capt. Wade Osborne (813) 286-3474
- Capt. Frank Rhodes (863) 967-4258
- Capt. Russ Shirley (727) 343-1957
- Capt. Keiland Smith (863) 944-7475

Fly Casting Coaches

Novice or advanced caster, one of the following coaches can assist you with your casting. Contact one convenient to your location to arrange a casting session.

South Tampa

Steve Parker.....813- 287-5583

Brandon

Neil Sperling.....813-655-5627

North Tampa

Jeff Abeles813-961-0097

Robert Fischer.....813-962-0185

Dan Lagace.....813-929-6605

Bill Murdich 813-971-4764

Leigh West. 813-971-8697

Saint Petersburg

Capt. Pat Damico.....727-360-6466

Polk County

Capt. Frank Rhodes.....863-967-4258

Our Corporate Sponsors

These companies sponsored the Tampa Bay Fly Fishing Club. Some are members of the club. We urge you to patronize them.

- 3-WAY CONSTRUCTION CO. Robert Fischer PO Box 342774, Tampa, FL 33694 (813) 968-1505.
- AFISHIONADO GUIDE SERVICES., Capt. Wade Osborne, (813) 286-3474 , www.afishionado.com
- ALLIGATOR BOB'S Gourmet Alligator Meat Snacks (813) 986-3008, WWW.GATORBOB.COM
- ALLSTATE FINANCIAL SERVICES L.J. Cathlineau (813) 752-2556
- AVANT GOLD JEWELERS, Jeff Abeles, 10330 North Dale Mabry, Suite 150, Tampa, FL 33618, (813) 961-0097
- AWESOME FISHING ADVENTURES, Capt. Keiland Smith, (863) 944-7475
- BARBED STEEL charters inc. Capt. Bryon Chamberlin (813) 361-8801 bryon@barbedsteel.com, www.barbedsteel.com.
- Bill JACKSON'S SHOP FOR ADVENTURE, 9501 US 19 N. Pinellas Park FL 33782, (727) 576-4169
- REDFISH LANDING GUIDE SERVICE Capt. John Hand www.RedfishLandingGuideService.com (239) 842-7778
- CAPT. RUSS SHIRLEY (727) 343-1957 www.capt russ.com
- CAPT. SERGIO ANTANES (813) 973-7132 www.REELFISHY.com
- CENTER FOR RADIATION ONCOLOGY, Kathryn Kapes, M.D., Jack Steel, M.D., Brandon, Plant City, Sun City Center, Tampa and Zephyrhills (813) 661-6339
- COPY CONTROL MANAGEMENT, INC. Donnie Cayo, Jr. 9411 Corporate Lake Dr. Tampa, FL (813) 882-3945 www.copycontrol.com
- JOHN BROOM (813) 765-6874 John@JohnBroomRealtor.com
- THE FLY GUY Capt. Pat Damico (727) 360-6466 www.captpat.com
- THE TAMPA ANGLER , Capt. Dave Chouinard, 490 W. Hillsborough Ave., Tampa 813-374-2497 wwwTheTampaAngler.com
- SNOOK FIN-ADDICT GUIDE SERVICE, INC. Capt. Rick Grasset, (941) 923-7799 www.snookfin-addict.com
 - SWANN'S FLY FISHING SHOP, Jim Swann, 13650 South 98 Bypass, Dade City, FL 33525, (352) 567-6029
- WALLACE B. ANDERSON, Jr. ATTORNEY AT LAW, 220 N. West Shore Blvd, Suite 220, Tampa.(813) 639-4255 wbataxlawyer@aol.com

2009 member application Tampa Bay Fly Fishing Club

Your Name: _____ Date: _____

Mailing address: _____

City: _____ State: _____ Zip: _____

Hm. Phone: _____ Wk. Phone: _____

Email address: _____

Type of Membership: _____

Please Check: One Year Five Year

Please list names you wish to include in family membership

Name: _____ Rel: _____

Name: _____ Rel: _____

Name: _____ Rel: _____

Annual Dues: \$25.00 Individual Membership

\$35.00 Family Membership

\$95.00 Corporate Single Membership

(includes one membership and Ad Space)

\$120.00 Corporate Double Membership

(includes two memberships or family membership and Ad Space in Newsletter)

Five Year Dues: \$100.00 Individual Membership

\$140.00 Family Membership

Please make check payable to: Tampa Bay Fly Fishing Club
C/o Rick Valeri, 1404 Oxfordshire Ct. Brandon, FL 33510

Tampa Bay Fly Fishing Club
P.O. Box 692
Brandon, FL 33509-0692


JIM SWANN'S



Complete Fly Fishing Shop
 Rods - Reels - Hand Tied Flies - Materials
 Guide Service
 Classes in Flying Tying and Casting

352-567-6029
13650 So. 98 By Pass
Dade City, Fl. 33525


Capt. Dave Chouinard
 8490 W. Hillsborough Ave
 Tampa, FL 33615

Full Service Fly Shop
 Fresh & Saltwater
 Fly Tying & Casting Lessons
 Internet Catalog & Rewards Program

Tel: / Fax: 813-374-2497
 Email: Dave@TampaAngler.com



TheTampaAngler.com


License Number
CGC037643

ROBERT FISCHER
 President

813-968-1505

P.O. Box 342774 • Tampa, FL 33694 • (813) 968-1505



813.765.6874
 john@johnbroomfinancial.com
 www.johnbroomfinancial.com

JOHN BROOM FINANCIAL
 15310 Amberly Drive, Suite 250
 Tampa, FL 33647

*Securities thru
 CAPITAL INVESTMENT GROUP, INC.
 17 Glenwood Avenue, Raleigh, NC 27603
 Member FINRA - SIPC
 919.831.2370 • fax 919.832.7928*

John A. Broom III
 Financial Consultant
 Registered Representative